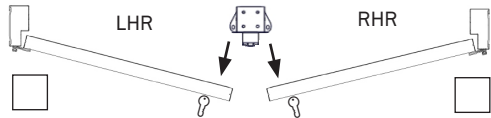


HYDRO1-PD522 90 MINUTE FIRE RATED FLOOD DOOR PAIRED MEASURING GUIDE & ORDER FORM

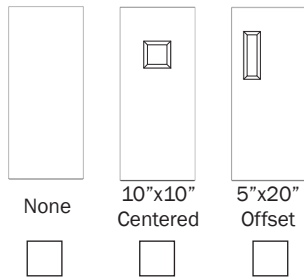


1150 S. 48TH STREET, GRAND FORKS, ND 58201
Phone: 701.746.4519 | **Toll Free:** 877.446.1519
Website: psfloodbarriers.com
Email: 4psinfo@psindustries.com

SWING DIRECTION: = Keyed Side of Door

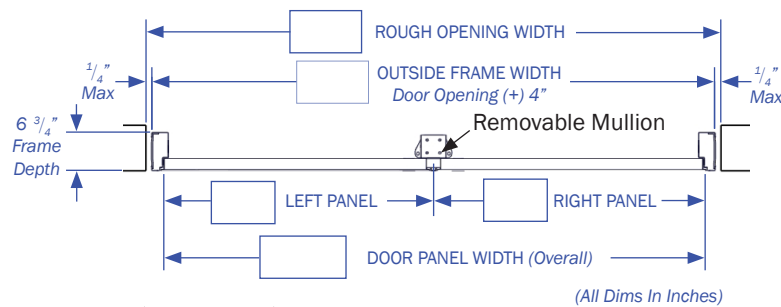


VISION LITE OPTIONS:
(Viewable Opening Size Shown)



← Positive Water Force Only ←

SIDE VIEW



↑ Positive Water Force Only ↑

TOP VIEW

(All Dims In Inches)

SOLD/QUOTE TO:

NAME: _____
 COMPANY: _____
 ADDRESS: _____
 CITY, STATE, ZIP: _____
 PHONE: _____ FAX: _____
 EMAIL: _____

PROJECT INFO:

PROJECT NAME: _____
 OPENING NAME: _____ QUANTITY: _____
 WATER PROTECTION HEIGHT: _____ (inches) LOADING REQUIRED: _____
 HYDRODYNAMIC: _____ (FPS) _____ (PSF) IMPACT: _____ (LBS) " X "
 ROUGH OPENING WIDTH: _____ (inches) ROUGH OPENING HEIGHT: _____ (inches)
 LEFT PANEL WIDTH: _____ (inches) RIGHT PANEL WIDTH: _____ (inches)

ACTIVE PANEL(S):	LATCHING HARDWARE:	VISION LITE: (OPTIONAL)
<input type="checkbox"/> LEFT PANEL	PANIC HARDWARE: <input type="text"/>	<input type="checkbox"/> 10"x 10"
<input type="checkbox"/> RIGHT PANEL	EXTERIOR TRIM: <input type="text"/>	<input type="checkbox"/> 5"x 20"
<input type="checkbox"/> BOTH PANELS		<input type="checkbox"/> NONE
<small>(SLIDE BOLTS USED ON INACTIVE PANELS)</small>		

OPENING MATERIAL:	VISION LITE LOCATIONS:
<input type="checkbox"/> CIP	<input type="checkbox"/> LEFT PANEL
<input type="checkbox"/> CMU (GROUT-FILLED)	<input type="checkbox"/> RIGHT PANEL
<input type="checkbox"/> STRUCTURAL STEEL	<input type="checkbox"/> BOTH PANELS
<small>(WALL THICKNESS IN INCHES)</small>	

DOOR/FRAME MATERIAL:	STANDARDS:
<input type="checkbox"/> MILD STEEL (STANDARD)	<input type="checkbox"/> No. 2b (MILL FINISH)
<input type="checkbox"/> 316 STAINLESS STEEL	<input type="checkbox"/> No. 4 (BRUSHED FINISH)
<input type="checkbox"/> 1/2" ADA THRESHOLD	
<input type="checkbox"/> CLOSER(S) (INCLUDED ON ACTIVE PANELS)	

TOP COAT PAINT COLOR: (S-W GENESIS® LUSTRAL™ - LST3) S/W# COLOR: sherwin-williams.com

STAMPED CALCULATIONS REQUESTED: YES STATE NO

(Registered professional engineer stamped calculations from within the state or territory the building will be constructed or substantially improved.)