

HYDRO1-PD522 90 MINUTE FIRE RATED FLOOD DOOR

SINGLE MEASURING GUIDE & ORDER FORM



1150 S. 48TH STREET, GRAND FORKS, ND 58201
Phone: 701.746.4519 | **Toll Free:** 877.446.1519
Website: psfloodbarriers.com
Email: 4psinfo@psindustries.com

SOLD/QUOTE TO:

NAME: _____

COMPANY: _____

ADDRESS: _____

CITY, STATE, ZIP: _____

PHONE: _____ FAX: _____

EMAIL: _____

PROJECT INFO:

PROJECT NAME: _____

OPENING NAME: _____ QUANTITY: _____

WATER PROTECTION HEIGHT: _____ (inches) LOADING REQUIRED: _____

HYDRODYNAMIC: _____ (FPS) _____ (PSF) IMPACT: _____ (LBS) " X "

DOOR OPENING WIDTH: _____ (inches) DOOR OPENING HEIGHT: _____ (inches)

SWING DIRECTION:	LATCHING HARDWARE:	VISION LITE: (OPTIONAL)
<input type="checkbox"/> LEFT HAND REVERSE	PANIC HARDWARE: _____	<input type="checkbox"/> 10"x 10"
<input type="checkbox"/> RIGHT HAND REVERSE	EXTERIOR TRIM: _____	<input type="checkbox"/> 5"x 20"
<input type="checkbox"/> CLOSER (INCLUDED)		<input type="checkbox"/> NONE

MOUNTING SURFACE:

CIP CMU (GROUT-FILLED) STRUCTURAL STEEL _____ (WALL THICKNESS IN INCHES)

DOOR/FRAME MATERIAL:	THRESHOLD TYPE:
<input type="checkbox"/> MILD STEEL (STANDARD)	<input type="checkbox"/> No. 2b (MILL FINISH)
<input type="checkbox"/> 316 STAINLESS STEEL	<input type="checkbox"/> No. 4 (BRUSHED FINISH)
	<input type="checkbox"/> No. 6 (POLISHED FINISH)
	<input type="checkbox"/> 1/2" ADA

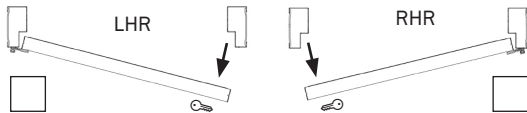
TOP COAT PAINT COLOR: (SHERWIN-WILLIAMS INDUSTRIAL ENAMEL) S/W# _____ COLOR: _____ sherwin-williams.com

STAMPED CALCULATIONS REQUESTED:


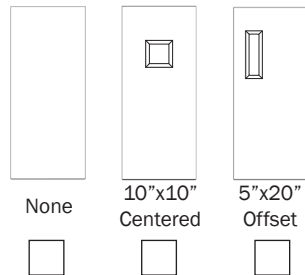
YES STATE _____ NO

(Registered professional engineer stamped calculations from within the state or territory the building will be constructed or substantially improved.)

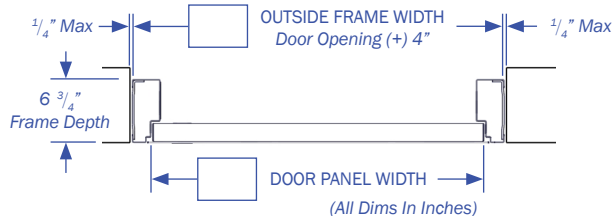
SWING DIRECTION: = Keyed Side of Door



VISION LITE OPTIONS:
 (Viewable Opening Size Shown)



SIDE VIEW



TOP VIEW

← Positive Water Force Only

↑ Positive Water Force Only