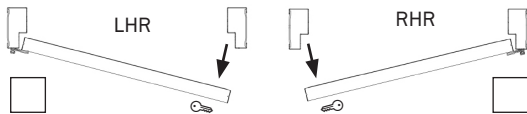

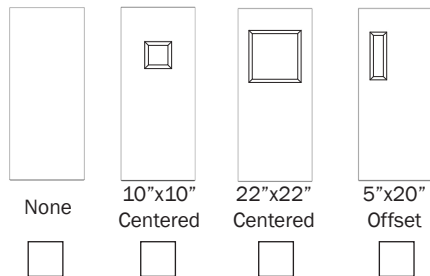


HYDRO1-PD525 — SINGLE MEASURING GUIDE & ORDER FORM

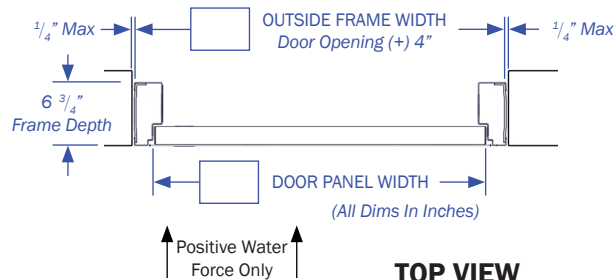


1150 S. 48TH STREET, GRAND FORKS, ND 58201
Phone: 701.746.4519 | **Toll Free:** 877.446.1519
Website: psfloodbarriers.com
Email: 4psinfo@psindustries.com

SWING DIRECTION: = Keyed Side of Door

VISION LITE OPTIONS: (Viewable Opening Size Shown)


SIDE VIEW

← Positive Water Force Only
 ← Positive Water Force Only



TOP VIEW

SOLD/QUOTE TO:

NAME:

COMPANY:

ADDRESS:

CITY, STATE, ZIP:

PHONE:

FAX:

EMAIL:

PROJECT INFO:

PROJECT NAME:

OPENING NAME:

QUANTITY:

WATER PROTECTION HEIGHT: (inches)

LOADING REQUIRED:

HYDRODYNAMIC: (FPS) (PSF)

IMPACT: (LBS)

" X "

DOOR OPENING WIDTH: (inches)

DOOR OPENING HEIGHT: (inches)

SWING DIRECTION:**LATCHING HARDWARE:****VISION LITE: (OPTIONAL)**☐ LEFT HAND REVERSE

INTERIOR HARDWARE:

☐ 10"x 10"☐ RIGHT HAND REVERSE

EXTERIOR HARDWARE:

☐ 22"x 22"☐☐ 5"x 20"

NONE

MOUNTING SURFACE:☐ CIP☐ CMU
(GROUT-FILLED)☐ STRUCTURAL STEEL☐
(WALL THICKNESS
IN INCHES)**DOOR/FRAME MATERIAL:****THRESHOLD TYPE:**☐ MILD STEEL (STANDARD)☐ No. 2b (MILL FINISH)☐ 1/2" ADA☐ 316 STAINLESS STEEL☐ No. 4 (BRUSHED FINISH)**TOP COAT PAINT COLOR:**
(SHERWIN-WILLIAMS INDUSTRIAL ENAMEL)S/W# COLOR: sherwin-williams.com**STAMPED CALCULATIONS REQUESTED:**☐ YESSTATE ☐ NO

(Registered professional engineer stamped calculations from within the state or territory the building will be constructed or substantially improved.)