

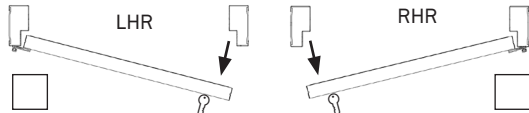
# HYDRO1-PD520 — SINGLE MEASURING GUIDE & ORDER FORM



1150 S. 48<sup>TH</sup> STREET, GRAND FORKS, ND 58201  
**Phone:** 701.746.4519 | **Toll Free:** 877.446.1519  
**Website:** psfloodbarriers.com  
**Email:** 4psinfo@psindustries.com

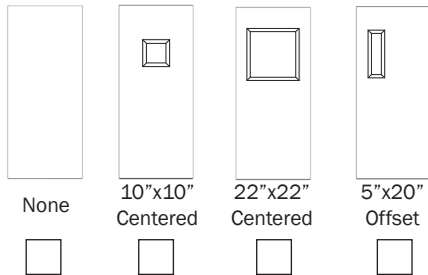
### SWING DIRECTION:

= Keyed Side of Door

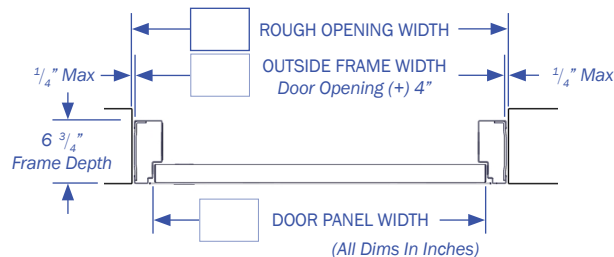


← Positive Water Force Only

### VISION LITE OPTIONS: (Viewable Opening Size Shown)



### SIDE VIEW



↑ Positive Water Force Only

### TOP VIEW

### SOLD/QUOTE TO:

NAME: \_\_\_\_\_  
 COMPANY: \_\_\_\_\_  
 ADDRESS: \_\_\_\_\_  
 CITY, STATE, ZIP: \_\_\_\_\_  
 PHONE: \_\_\_\_\_ FAX: \_\_\_\_\_  
 EMAIL: \_\_\_\_\_

### PROJECT INFO:

PROJECT NAME: \_\_\_\_\_  
 OPENING NAME: \_\_\_\_\_ QUANTITY: \_\_\_\_\_  
 WATER PROTECTION HEIGHT: \_\_\_\_\_ (inches) LOADING REQUIRED: \_\_\_\_\_  
 HYDRODYNAMIC: \_\_\_\_\_ (FPS) \_\_\_\_\_ (PSF) IMPACT: \_\_\_\_\_ (LBS) " X "  
 ROUGH OPENING WIDTH: \_\_\_\_\_ (inches) ROUGH OPENING HEIGHT: \_\_\_\_\_ (inches)

SWING DIRECTION:	LATCHING HARDWARE:	VISION LITE: (OPTIONAL)
<input type="checkbox"/> LEFT HAND REVERSE	PANIC HARDWARE: _____	<input type="checkbox"/> 10"x 10"
<input type="checkbox"/> RIGHT HAND REVERSE	EXTERIOR TRIM: _____	<input type="checkbox"/> 22"x 22" <input type="checkbox"/> NONE
<input type="checkbox"/> CLOSER (INCLUDED)		<input type="checkbox"/> 5"x 20"

### MOUNTING SURFACE:

CIP  CMU (GROUT-FILLED)  STRUCTURAL STEEL  (WALL THICKNESS IN INCHES)

### DOOR/FRAME MATERIAL:

MILD STEEL (STANDARD)  No. 2b (MILL FINISH)  
 316 STAINLESS STEEL  No. 4 (BRUSHED FINISH)

### THRESHOLD TYPE:

1/2" ADA

### TOP COAT PAINT COLOR: (SHERWIN-WILLIAMS INDUSTRIAL ENAMEL)

S/W# \_\_\_\_\_ COLOR: \_\_\_\_\_ [sherwin-williams.com](http://sherwin-williams.com)

### STAMPED CALCULATIONS REQUESTED:

YES STATE \_\_\_\_\_  NO

(Registered professional engineer stamped calculations from within the state or territory the building will be constructed or substantially improved.)