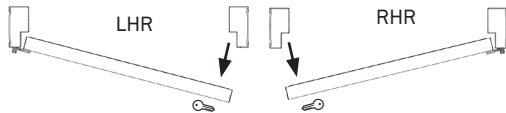


PD-522 SINGLE MEASURING GUIDE & ORDER FORM



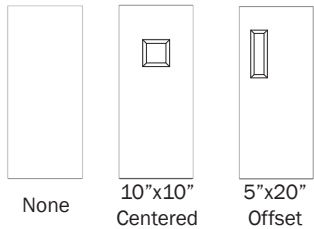
1150 S. 48TH STREET, GRAND FORKS, ND 58201
Phone: 701.746.4519 | **Toll Free:** 877.446.1519
Website: psfloodbarriers.com
Email: 4psinfo@psindustries.com

SWING DIRECTION:




= Keyed Side of Door

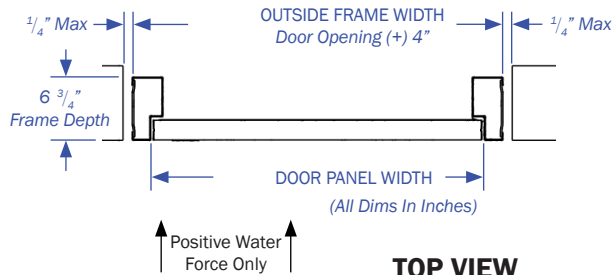
VISION LITE OPTIONS:



(Viewable Opening Size Shown)



SIDE VIEW



TOP VIEW

SOLD/QUOTE TO:

NAME: _____

COMPANY: _____

ADDRESS: _____

CITY, STATE, ZIP: _____

PHONE: _____ FAX: _____

EMAIL: _____

PROJECT INFO:

PROJECT NAME: _____

OPENING NAME: _____ QUANTITY: _____

WATER PROTECTION HEIGHT: _____ (inches) LOADING REQUIRED: _____

HYDRODYNAMIC: _____ (FPS) _____ (PSF) IMPACT: _____ (LBS) " X "

DOOR OPENING WIDTH: _____ (inches) DOOR OPENING HEIGHT: _____ (inches)

ACTIVE PANEL:	LATCHING HARDWARE:	VISION LITE:
LEFT HAND REVERSE	PANIC HARDWARE:	10"x 10"
RIGHT HAND REVERSE	EXTERIOR TRIM:	5"x 20"
CLOSER (INCLUDED)		

MOUNTING SURFACE:

CIP	CMU (GROUT-FILLED)	STRUCTURAL STEEL (WALL THICKNESS IN INCHES)
-----	--------------------	---

DOOR/FRAME MATERIAL:	THRESHOLD TYPE:
MILD STEEL (STANDARD)	No. 2b (MILL FINISH) $\frac{1}{2}$ " ADA (STANDARD)
316 STAINLESS STEEL	No. 4 (BRUSHED FINISH) 1 $\frac{1}{4}$ " RAISED (Required with WPH greater than 96")
	No. 6 (POLISHED FINISH)

TOP COAT PAINT COLOR: (SHERWIN-WILLIAMS INDUSTRIAL ENAMEL) S/W# _____ COLOR: _____ sherwin-williams.com

STAMPED CALCULATIONS REQUESTED:	FM LABEL REQUESTED:
YES STATE NO	YES NO
(Registered professional engineer stamped calculations from within the state or territory the building will be constructed or substantially improved.)	(Available on Specific Product Configuration, Consult PS Industries for Details; Maximum WPH of 36".)