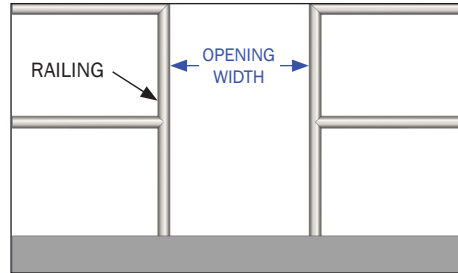
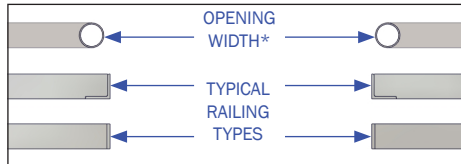


LADDER SAFETY GATE MEASURING GUIDE & ORDER FORM



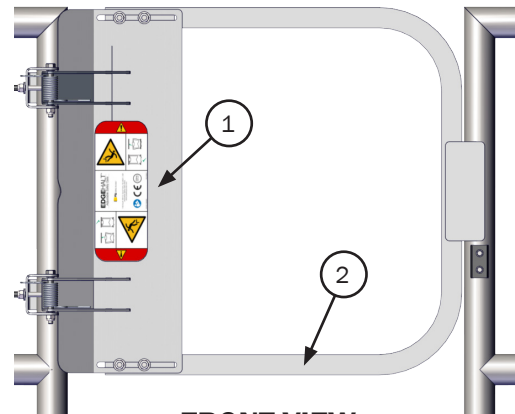
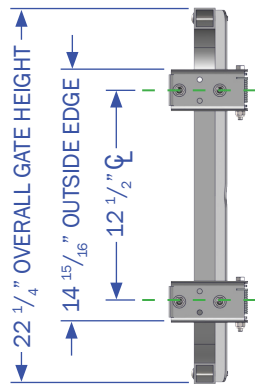
1150 S. 48TH STREET, GRAND FORKS, ND 58201
Phone: 701.746.4519 | **Toll Free:** 877.446.1519
Website: pssafetyaccess.com
Email: 4psinfo@psindustries.com



*If bolting to angle iron, flat bar or wall surface, order Ladder Safety Gate sized 2 1/2" smaller to account for mounting location.


RAILING TOP VIEW

RAILING FRONT VIEW



SIDE VIEW

FRONT VIEW



TOP VIEW

QUOTATION REQUESTED

LADDER SAFETY GATE ORDER

SOLD/QUOTE TO:

NAME: _____

COMPANY: _____

ADDRESS: _____

CITY, STATE, ZIP: _____

PHONE: _____ FAX: _____

EMAIL: _____

SHIP TO:

NAME: _____ DATE: _____

ADDRESS: _____ P.O.#: _____

CITY, STATE, ZIP: _____ TAG: _____

PHONE: _____ SHIP VIA: _____

ITEM #	DESCRIPTION	QUANTITY
1	LSG;HINGE PLATE ASSEMBLY	1
2	LSG;HOOP/GATE ARM-XX	1
3	BOLT;CARRIAGE5/16" 18X2"	4
4	WASHER, FLAT 5/16"	4
5	NUT;NYLOCK 5/16"-18	4

GATE MODEL/SIZE	GATE MODEL/SIZE	
	MODEL	RAILING OPENING WIDTH (Gate Will Fit Ranges Listed Below)
	LSG-15	13 3/4" to 17 1/2"
	LSG-18	16 3/4" to 20 1/2"
	LSG-21	19 3/4" to 23 1/2"
	LSG-24	22 3/4" to 26 1/2"
	LSG-27	25 3/4" to 29 1/2"
	LSG-30	28 3/4" to 32 1/2"
	LSG-33	31 3/4" to 35 1/2"
	LSG-36	34 3/4" to 38 1/2"

*Put Gate quantity in white table cells.

FINISH OPTIONS	
ALUM	Aluminum