

LADDER SAFETY GATE MEASURING GUIDE

*For orders or product inquiries please email 4psinfo@psindustries.com



1150 S. 48TH STREET, GRAND FORKS, ND 58201
Phone: 701.746.4519 | **Toll Free:** 877.446.1519
Website: pssafetyaccess.com
Email: 4psinfo@psindustries.com

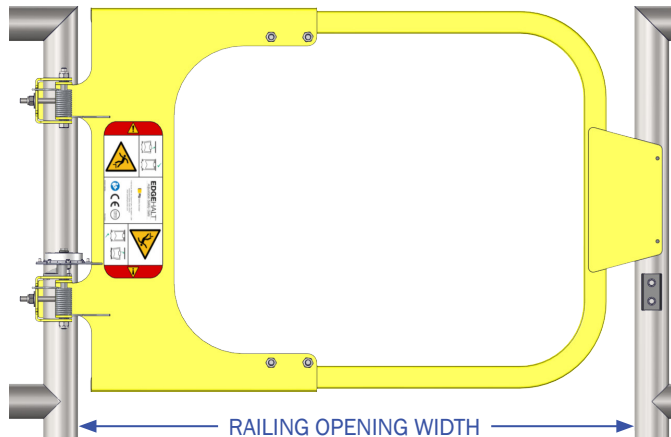
EDGEHALT®
Ladder Safety Gate

FINISH OPTIONS	
304SW	304 Stainless Steel Seal-Welded
PCY	Powder Coat Safety Yellow
GAL	Hot Dipped Galvanized

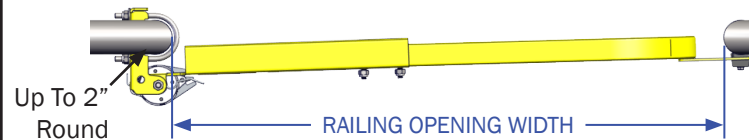
GATE MODEL/SIZE	GATE MODEL/SIZE				GATE FINISH TYPE			
	MODEL	MIN. RAILING OPENING WIDTH	MAX. RAILING OPENING WIDTH	MIN. FLAT SURFACE OPENING WIDTH	MAX. FLAT SURFACE OPENING WIDTH	304SW	PCY	GAL
GATE MODEL/SIZE	LSG-1520	15"	20"	17 ⁵ / ₁₆ "	23 ⁹ / ₁₆ "			
	LSG-2030	20"	30"	22 ⁵ / ₁₆ "	32 ⁹ / ₁₆ "			
	LSG-3040	30"	40"	32 ⁵ / ₁₆ "	42 ⁹ / ₁₆ "			
	LSG-4050	40"	50"	42 ⁵ / ₁₆ "	52 ⁹ / ₁₆ "			

*Put Gate Quantity in White Table Cells.

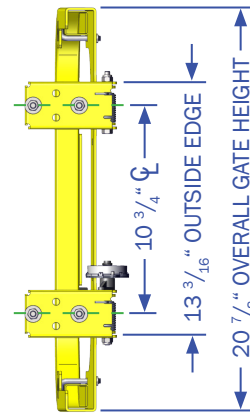
RAILING INSTALLATION



FRONT VIEW EXTENDED

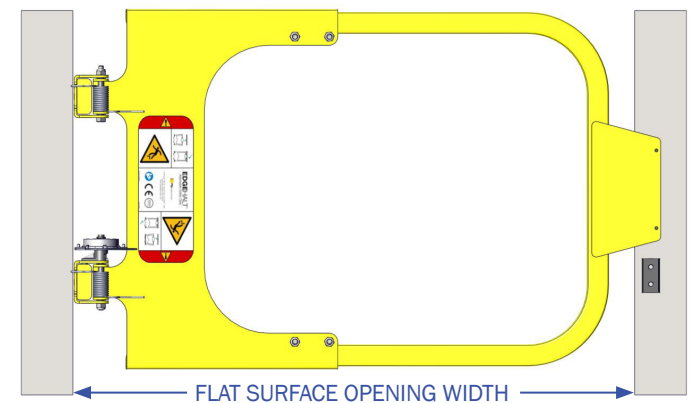


TOP VIEW EXTENDED

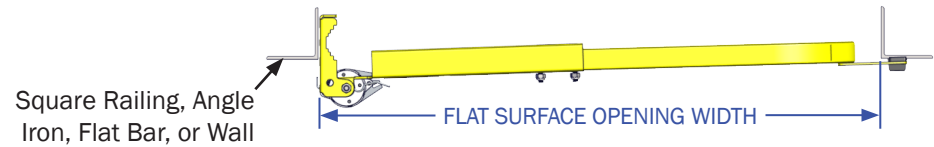


SIDE VIEW

FLAT SURFACE INSTALLATION



FRONT VIEW EXTENDED



TOP VIEW EXTENDED