



Compliant



Personnel Fall
Protection

EDGEHALT® LADDER SAFETY GATE (LSG)

LADDER SAFETY THAT WON'T LET YOU DOWN

Your employees are your greatest asset, and every time they use a ladder in your facility, they put themselves at risk. Fortunately, the OSHA- and ANSI-compliant EdgeHalt® Ladder Safety Gate from PS Safety Access™ provides proven protection, minimizing the chances of a fall on elevated platforms, mezzanines or ladder ways. This self-closing swing gate provides 42" top- and mid-rail protection to help ensure that your employees go home safe each night.

SUPERIOR LADDER WAY SAFETY:

- Reduces the chance of accidental falls from ladder ways, stairwell openings, scaffolding, catwalks, mezzanines and other elevated working platforms
- Self-closing and always in place
- Engineered and tested to comply with OSHA Standards 1910.28 and 1910.29, as well as ANSI A1264.1-2007 and A14.3-2008

SPEEDY INSTALLATION:

- Installs within minutes with a wrench or ratchet and 1/2" deep well socket
- Fits any existing railing system
- Ships fully assembled

VERSATILE CONSTRUCTION:

- Adjustable to fit openings from 15" to 48"
- Inverts to swing left or right depending on your building requirements

ADDITIONAL OPTIONS:

- Stand-Off Mounting System creates a landing space, allowing personnel to transition more easily through the ladder safety gate
- No-drill adapter bracket kits are available for mounting to angle iron, flat bar or nonstandard railings

Adjustable; models fit openings 15" to 48", and gate is adjustable to swing left or right

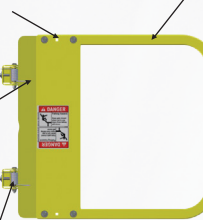
Meets OSHA and ANSI railing standards

Installs in minutes with a single wrench or ratchet; mounts to standard pipe, angle iron, flat bar or existing wall

Durable powder coat yellow finish (additional finishes available)

Durable, stainless steel torsion springs are built for long service life

Always in place, self-closes to protect employees from dangerous workplace falls



AVAILABLE IN FIVE FINISHES:

Powder Coat Yellow (PCY)
Hot Dipped Galvanized (GAL)
304 Stainless Steel (SS)
316L Stainless Steel (SS-SW)
Aluminum (ALU)

Additional Ladder Safety Gate Options



Stand-Off
Mounting System

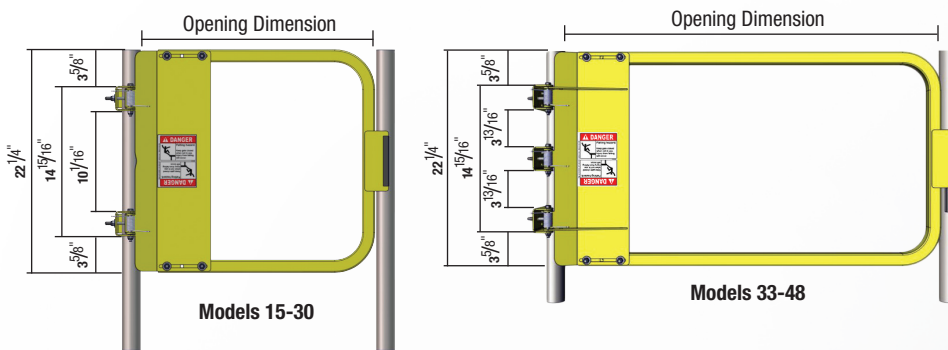


EdgeHalt®
Full Height Ladder
Safety Gate



EdgeHalt®
Paired Ladder
Safety Gate

STANDARD TECHNICAL DATA

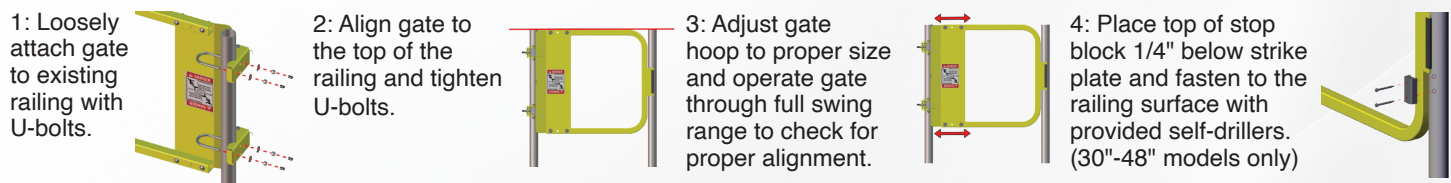


MEASURING GUIDE:

Product Number	Fits Opening Dimension	
	Min	Max
LSG-15	13-3/4"	17-1/2"
LSG-18	16-3/4"	20-1/2"
LSG-21	19-3/4"	23-1/2"
LSG-24	22-3/4"	26-1/2"
LSG-27	25-3/4"	29-1/2"
LSG-30	28-3/4"	32-1/2"
LSG-33	31-3/4"	35-1/2"
LSG-36	34-3/4"	38-1/2"
LSG-40	38-3/4"	42-1/2"
LSG-44	42-3/4"	46-1/2"
LSG-48	46-3/4"	50-1/2"

INSTALLATION (standard round pipe or square tube):

The gate ships fully assembled, including standard mounting hardware for round pipe (up to 2" O.D.) and square tubing (up to 1.5" x 1.5" O.D.). If mounting to angle iron, flat bar or nonstandard railing, gate bolts directly to railing (hardware not included) or by purchasing and using a no-drill adapter bracket kit.



MATERIAL:

- Gate: 1-1/4", 11-gauge* square tubing; minimum dimension from top of gate arm to bottom of gate arm is 22-1/4"
- Hinge Plate: 10-gauge, full height of gate; hinge plate provides for gate adjustment of 3-3/4" (-) 1-1/4" to (+) 2-1/2"
- Gate Operation: Allows for 180-degree travel; gate swing direction is reversible by inverting or rotating
- Packaging: Carton includes gate, standard mounting hardware and installation/O&M manual

*Aluminum, 0.125" wall thickness; stainless steel, 16-gauge

HARDWARE:

- Standard Hardware: U-bolts, flat washers, nuts and plastic thread protector cap
- Springs: Torsion type, stainless steel; minimum of two (2) springs per gate, housed within hinge pivot

FINISHES:

- Mild steel, powder coat yellow; hardware to be zinc-plated
- Mild steel, hot dipped galvanized; hardware to be zinc-plated
- Stainless steel, 304, unpainted; hardware to be stainless steel type 316
- Stainless steel, 316L seal welded, unpainted; hardware to be stainless steel type 316
- Aluminum, 6061, unpainted; hardware to be stainless steel type 316