





## PAIRED LADDER SAFETY GATE - FLAT SURFACE MOUNT KIT - 514255

Paired Ladder Safety Gate Flat Surface Mount Kit option is for customers with unique mounting needs such as on a wall, angle iron or flat bar. This kit is for mounting onto flat surfaces, mounting hardware is not included.

**Finish:** Powder Coat Safety Yellow (PCY): Hardware to be zinc plated

**\*Note:** Installation requires 1/2" wrench and Phillips screw driver (not included), additional tools may be required for mounting



**IMPORTANT:** When using the Flat Surface Mount Kit, order Paired Ladder Safety Gate size 2 1/2" smaller for each side to account for mounting location.

To determine the proper size Paired Ladder Safety Gate when using the Flat Surface Mount Kit, perform the following:

**A. Flat Surface Mount on both sides:** Order (2) Flat Surface Mount Kits


1. Opening - 5" = Fits Opening Dimension
2. Example: 24" Opening - 5" = 19"
3. Choose from the LSGDBL-9 Gates

**B. Flat Surface Mount on one side, standard railing on the other:** Order (1) Flat Surface Mount Kit

1. Opening - 2 1/2" = Fits Opening Dimension
2. Example: 24" Opening - 2 1/2" = 21-1/2"
3. Choose from the LSGDBL-12 Gates



**Flat Surface Mount - Both Sides**



**Flat Surface Mount One Side - Standard Railing on the Other Side**