



SAFEMEZZ® PALLET GATE (PLG)

MATERIAL HANDLING MADE SAFE AND EFFICIENT

Material handling is more efficient with the SafeMezz® Pallet Gate from PS Safety Access™. Once installed on your mezzanine, simply forklift your pallet of material through the self-closing pair of gates and back away. The SafeMezz Pallet Gate closes up against your material, protecting your mezzanine edge until the pallet is removed from the opening. When not in use, the SafeMezz Pallet Gate acts as a safety railing – always in place to protect employees from dangerous falls. It's ideal for mezzanine openings, pallet racking areas, warehouses and picking/packing areas.

Improves Efficiency

- Self-closing so you can forklift your materials to the mezzanine and simply back away.
- Features high-impact bumpers to protect your material from being damaged.
- Adjustable cross-bar provides stability and a visual banner.
- Vertical guide posts are 7' high.

Helps Keep Employees Safe

- Acts as a safety railing when not in use to protect crew members from mezzanine falls.
- Meets OSHA requirements for loading and dimension.



Ask About Our Other Material Handling Products:



SafeMezz360™



SafeMezz®
Vertical Gate



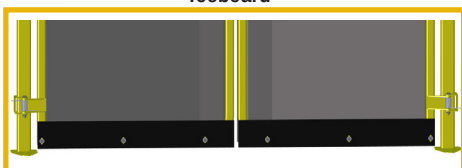
SafeMezz®
Horizontal Gate

OSHA-COMPLIANT
The SafeMezz Pallet Gate meets OSHA standards 1910.28 and 1910.29.



STANDARD TECHNICAL DATA

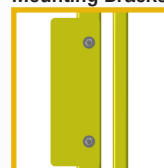
Toeboard



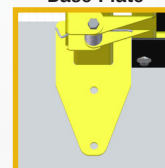
High-Impact Bumpers




Mounting Bracket



Base Plate



Hinge



MATERIAL:

- Standard Dimensions: 60", 72" or 96" opening width and opening height up to 78"
- Gate: Formed 1-1/4" square, 11-gauge tubing, self-closing
- Gate Columns: 2" square, 11-gauge tube
- Teardrop Impact Bumpers: High-impact, ABS bumpers with 3" projection
- Toeboard: ABS adjustable 4" toeboard
- Gate Operation: Allows for 180° travel

HARDWARE:

- Hinge Bracket: Standard, pivot bracket

FINISHES:

- Finish on all exposed surfaces to be powder coat safety yellow or stainless steel (304), unpainted

PERFORMANCE RATING:

- Gate shall meet or exceed OSHA requirements, relative to dimensions and loads, at the time of manufacture

INSTALLATION:

- Mounting Bracket: 7-gauge, formed 5" x 10" angle plate with integral support post connections
- Hinge Springs: Torsion type, stainless steel. Includes three (3) springs per gate, housed within hinge pivot

MEASURING GUIDE:

Model Number	Standard Opening Widths	Shipping Weight
PLG-6084	60"	200 lbs.
PLG-7284	72"	220 lbs.
PLG-9684	96"	250 lbs.
Overall unit width is opening width plus 5-3/4 inches.		

