

HORIZONTAL MEZZANINE GATE MEASURING GUIDE & ORDER FORM

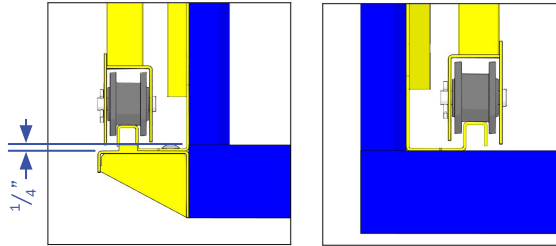


1150 S. 48TH STREET, GRAND FORKS, ND 58201
Phone: 701.746.4519 | **Toll Free:** 877.446.1519
Website: pssafetyaccess.com
Email: 4psinfo@psindustries.com

SAFEMEZZ®

Horizontal Gate

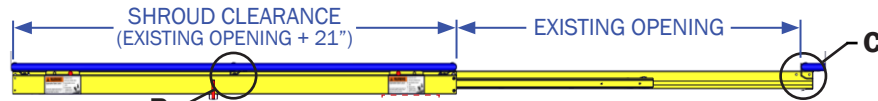
MOUNTING OPTIONS



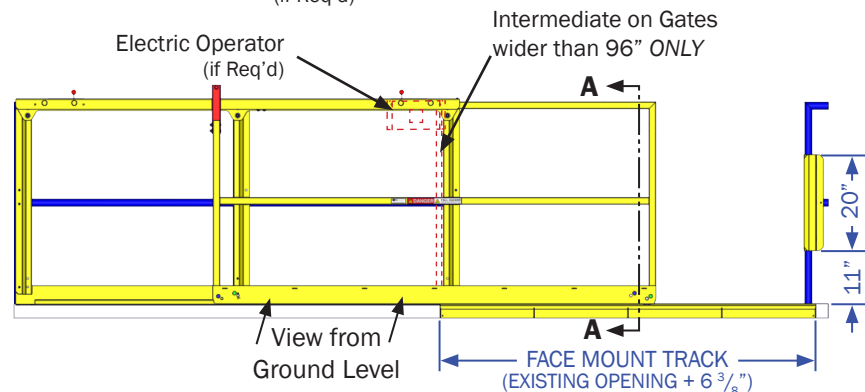
FACE MOUNT DECK MOUNT

STOCK FINISH OPTION

| | |
|-----|---------------------------|
| PCY | Powder Coat Safety Yellow |
|-----|---------------------------|



TOP VIEW



FRONT VIEW

*Details located on page 2.

QUOTATION REQUESTED

MEZZANINE GATE ORDER

SOLD/QUOTE TO:

| | |
|-------------------|------|
| NAME: | |
| COMPANY: | |
| ADDRESS: | |
| CITY, STATE, ZIP: | |
| PHONE: | FAX: |
| EMAIL: | |

SHIP TO:

| | | | |
|-------------------|-----------|--------|--|
| NAME: | | DATE: | |
| ADDRESS: | | P.O.#: | |
| CITY, STATE, ZIP: | | TAG: | |
| PHONE: | SHIP VIA: | | |

*For orders or product inquiries please email 4psinfo@psindustries.com

| GATE MODEL/SIZE | GATE MODEL/SIZE | | GATE QUANTITY |
|-----------------|-----------------|------------------------|---------------|
| | MODEL ID | NOMINAL OPENING WIDTH | |
| GATE MODEL/SIZE | 048 | 4'-0" (48") | |
| | 072 | 6'-0" (72") STOCK SIZE | |
| | 096 | 8'-0" (96") STOCK SIZE | |
| | 120 | 10'-0" (120") | |
| | 144 | 12'-0" (144") | |
| | CUSTOM | | |

OPERATION:

- MANUAL (M)
 ELECTRIC (E)

MOUNTING LOCATION:

- DECK MOUNT (D)
 FACE MOUNT (F)

MATERIAL FINISH:

- MILD STEEL (POWDER COAT SAFETY YELLOW)
 304 STAINLESS STEEL (UNFINISHED/ MILL)
 316L STAINLESS STEEL (UNFINISHED/ MILL)

SLIDE LOCATION: (As viewed from floor below)

*SET DESIRED SLIDE DIRECTION DURING INSTALLATION USING INSTRUCTIONS IN O&M MANUAL.

ELECTRIC CONTROL OPTIONS:

- | | |
|--|--|
| <input type="checkbox"/> RADIO CONTROL KIT; KEYPAD (PN 511322) | <input type="checkbox"/> SWITCH; CEILING PULL CORD (PN 501715) |
| <input type="checkbox"/> ADD'L TRANSMITTER; KEYPAD (PN 502918) | <input type="checkbox"/> PHOTO-EYE KIT (PN 511756) |

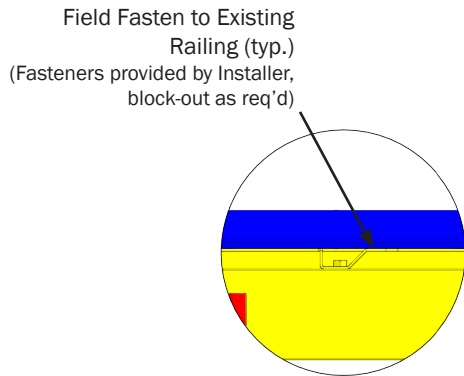
HORIZONTAL MEZZANINE GATE MEASURING GUIDE & ORDER FORM



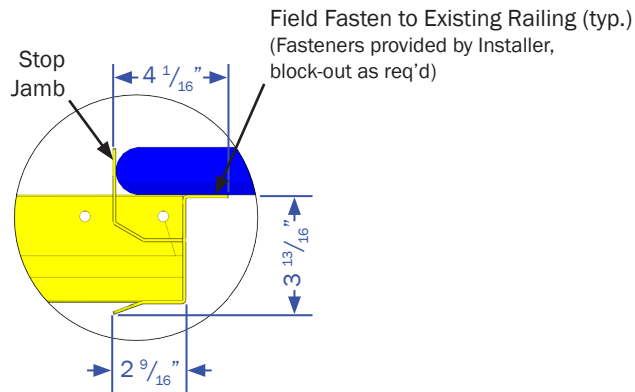
1150 S. 48TH STREET, GRAND FORKS, ND 58201
Phone: 701.746.4519 | **Toll Free:** 877.446.1519
Website: pssafetyaccess.com
Email: 4psinfo@psindustries.com

SAFEMEZZ[®]

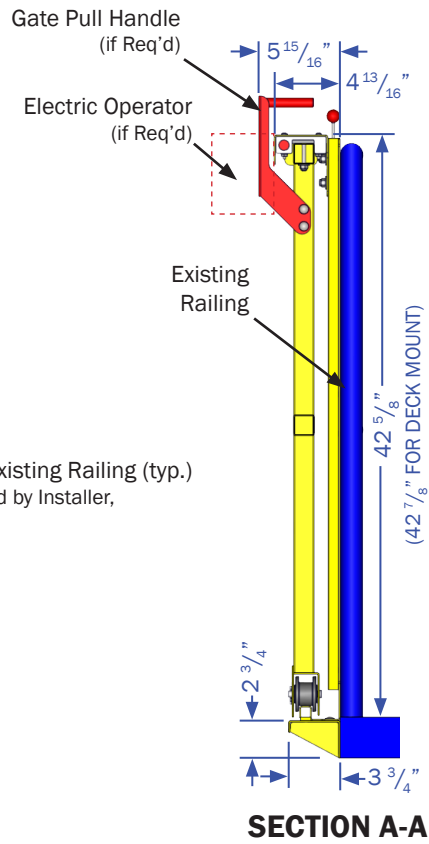
Horizontal Gate



DETAIL B



DETAIL C



SECTION A-A

HORIZONTAL SLIDING MEZZANINE GATE TECHNICAL DATA:

- 1. Operation:**
 - a. Manual
 - b. Electric; Electric Drive Operation, 115 VAC, (24 VDC Secondary), 60 HZ, 1/3 HP. Operator control panel includes timer-to-close capability, obstruction sensing and one (1) three-button (Open-Stop-Close) control panel mounted push button station, and one (1) remotely located wall mount, secondary three-button push button. Includes Amber-colored WARNING strobe light, activates when gate is in operation.
- 2. Mounting Location:**
 - a. Deck Mount
 - b. Face Mount
- 3. Gate Section:** To be factory welded frame work with horizontal top rail. Includes mid-rail, 4" high toe board, 42" overall height, and vertical members not to exceed 8'0" on center. Gate shall meet or exceed Federal OSHA standard for standard railings at the time of manufacture relative to dimensions and loading. To be fabricated from one of the following:
 - a. Mild Steel
 - b. 304-2b Stainless Steel
 - c. 316L Stainless Steel
- 4. Rollers:** To be minimum 2 5/8" diameter, concealed within toe board. Rollers to be non-corrosive.
- 5. Slide Direction:** Gate system can be set up for left or right slide direction during installation. Refer to Installation Instructions in Operations and Maintenance Manual.
- 6. Finish:**
 - a. Mild steel mezzanine gates; exposed surfaces to be Powder Coat Safety Yellow. Hardware/fasteners to be zinc plated.
 - b. Stainless steel mezzanine gates (304-2b or 316L); mill finish, acid washed. Interfering welds ground smooth, not polished. Hardware/fasteners to be stainless steel.
- 7. Warranty:** To be One (1) Year from date of shipment, finish excluded.
- 8. Available Options:**
 - a. Remote controls; gate systems with electric controls only.
 - b. Photo-eyes; gate systems with electric controls only.
 - c. Pull cord switch; gate systems with electric or pneumatic controls only.
- 9. Exclusions:**
 - a. All electric wiring or airline piping to and between all components by others.
 - b. Due to variances in field conditions, it is the responsibility of the installer to ensure that the product is installed to mounting structure that is capable of supporting all imposed loading from the product. The installer is responsible for ensuring that the provided fastening hardware or field configured mounting arrangement is capable of supporting all field loads and meets applicable codes and regulations.