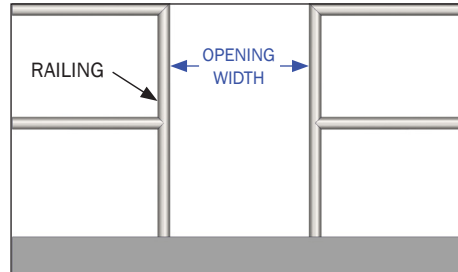
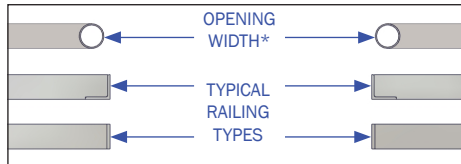


LADDER SAFETY GATE MEASURING GUIDE & ORDER FORM



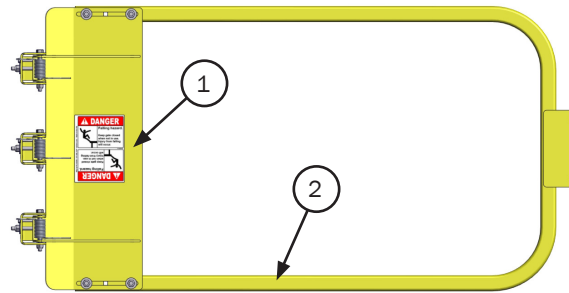
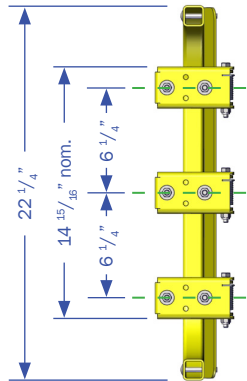
1150 S. 48TH STREET, GRAND FORKS, ND 58201
Phone: 701.746.4519 | **Toll Free:** 877.446.1519
Website: pssafetyaccess.com
Email: 4psinfo@psindustries.com



*If bolting to angle iron, flat bar or wall surface, order Ladder Safety Gate sized 2 1/2" smaller to account for mounting location.

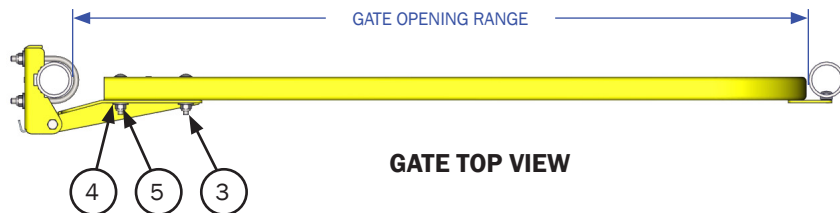
RAILING TOP VIEW

RAILING FRONT VIEW



GATE SIDE VIEW

GATE FRONT VIEW



GATE TOP VIEW

QUOTATION REQUESTED LADDER SAFETY GATE ORDER

SOLD/QUOTE TO:

NAME: _____
 COMPANY: _____
 ADDRESS: _____
 CITY, STATE, ZIP: _____
 PHONE: _____ FAX: _____
 EMAIL: _____

SHIP TO:

NAME: _____ DATE: _____
 ADDRESS: _____ P.O.#" _____
 CITY, STATE, ZIP: _____ TAG: _____
 PHONE: _____ SHIP VIA: _____

ITEM #	DESCRIPTION	QUANTITY
1	LSG;HINGE PLATE LG ASSEMBLY	1
2	LSG;HOOP/GATE ARM-XX	1
3	BOLT;CARRIAGE5/16" 18X2"	4
4	WASHER, FLAT 5/16"	4
5	NUT;NYLOCK 5/16"-18	4

GATE MODEL/SIZE	GATE MODEL/SIZE		GATE FINISH TYPE			
	MODEL	OPENING WIDTH (Gate Will Fit Ranges Listed Below)	SS	SS-SW	PCY	GAL
LSG-40		38 3/4" to 42 1/2"				
LSG-44		42 3/4" to 46 1/2"				
LSG-48		46 3/4" to 50 1/2"				

*Put Gate quantity in white table cells.

FINISH OPTIONS			
SS	Stainless Steel	SS-SW	Stainless Steel - Seal Welded
PCY	Powder Coat Safety Yellow	GAL	Hot Dipped Galvanized