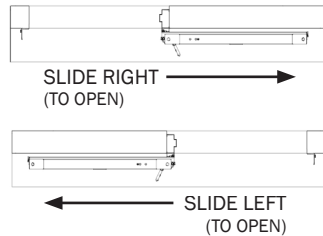


SLD SINGLE MEASURING GUIDE & ORDER FORM

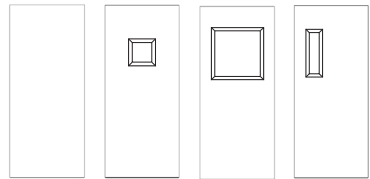


1150 S. 48TH STREET, GRAND FORKS, ND 58201
Phone: 701.746.4519 | **Toll Free:** 877.446.1519
Website: psaccessolutions.com
Email: 4psinfo@psindustries.com

SLIDE DIRECTION:



VISION LITE OPTIONS:



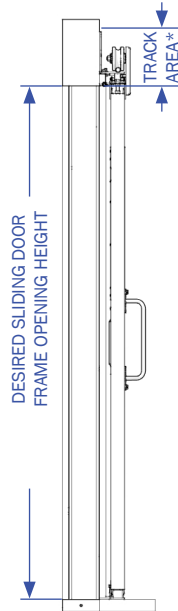
None 12"x12" 24"x24" 7"x22"

(Viewable Opening Size Shown)

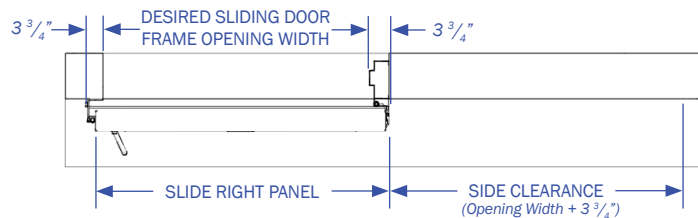
- Custom sizes are available upon request.

*Track Area:

7" (standard), 9" (w/weatherhood), 9" (standard for doors over 75 sq. ft.), 11" (75 sq. ft. doors w/weatherhood)



SIDE VIEW



TOP VIEW

SOLD/QUOTE TO:

NAME: _____
 COMPANY: _____
 ADDRESS: _____
 CITY, STATE, ZIP: _____
 PHONE: _____ FAX: _____
 EMAIL: _____

PROJECT INFO:

PROJECT NAME: _____
 OPENING NAME: _____ QUANTITY: _____
 FRAME OPENING WIDTH: _____ (inches) FRAME OPENING HEIGHT: _____ (inches)

SLIDE DIRECTION:	DOOR/FRAME MATERIAL:	MOUNTING LOCATION:
LEFT TO OPEN	MILD STEEL (STANDARD)	INTERIOR
RIGHT TO OPEN	304 STAINLESS STEEL <small>(No. 2b MILL FINISH)</small> 316 STAINLESS STEEL <small>(No. 2b MILL FINISH)</small>	EXTERIOR

VISION LITES:	MOUNTING SURFACE:
12"x 12" 7"x 22"	CIP CMU <small>(WALL THICKNESS IN INCHES)</small>
24"x 24" CUSTOM <small>(CONSULT FACTORY)</small>	WOOD STRUCTURAL STEEL

LATCHING HARDWARE:	ADDITIONAL OPTIONS:
PULL HANDLE <small>(RECESSED IN PANEL)</small>	WEATHERHOOD ELECTRIC OPERATION
BOW HANDLE	DEADBOLT TO TRACK MANUAL OPERATOR
	SPRING REEL CLOSER EGRESS DOOR

FIRST COAT PAINT COLOR:

POWDER COAT GRAY (STANDARD)
 SHERWIN-WILLIAMS INDUSTRIAL ENAMEL: S/W# sherwin-williams.com
 CUSTOM (CONSULT FACTORY) PRIMER ONLY (S/W)

APPROVAL DRAWINGS:

(If "NO" approval drawings are requested, the Name of the person "Declining" approval drawings and Purchase Order # must be included.)

YES NO PO #: _____ NAME: _____