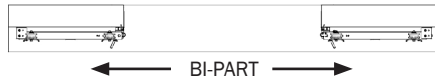


# SLD BI-PART MEASURING GUIDE & ORDER FORM

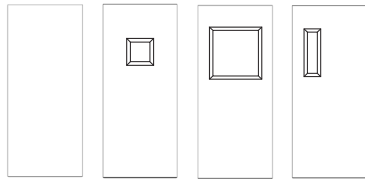


1150 S. 48<sup>TH</sup> STREET, GRAND FORKS, ND 58201  
**Phone:** 701.746.4519 | **Toll Free:** 877.446.1519  
**Website:** psaccessolutions.com  
**Email:** 4psinfo@psindustries.com

## SLIDE DIRECTION:



## VISION LITE OPTIONS:



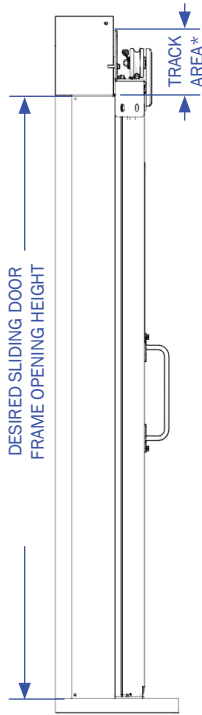
None 12"x12" 24"x24" 7"x22"

(Viewable Opening Size Shown)

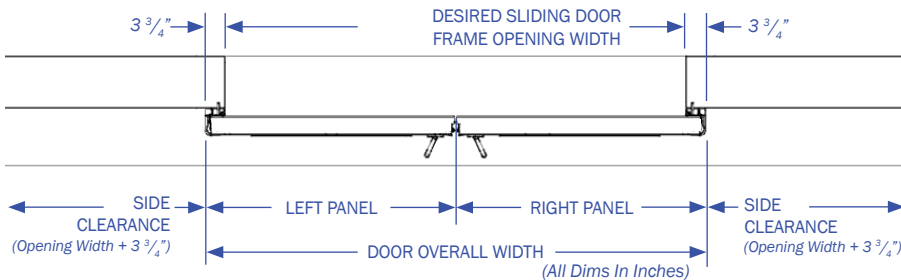
- Custom sizes are available upon request.

### \*Track Area:

7" (standard), 9" (w/weatherhood), 9" (standard for doors over 75 sq. ft.), 11" (75 sq. ft. doors w/weatherhood)



**SIDE VIEW**



**TOP VIEW**

## SOLD/QUOTE TO:

NAME:	
COMPANY:	
ADDRESS:	
CITY, STATE, ZIP:	
PHONE:	FAX:
EMAIL:	

## PROJECT INFO:

PROJECT NAME:	
OPENING NAME:	QUANTITY:
FRAME OPENING WIDTH: (inches)	FRAME OPENING HEIGHT: (inches)

EGRESS:	DOOR/FRAME MATERIAL:	MOUNTING LOCATION:
EGRESS DOOR:	MILD STEEL (STANDARD)	INTERIOR
LEFT PANEL	304 STAINLESS STEEL <small>(No. 2b MILL FINISH)</small>	EXTERIOR
RIGHT PANEL	316 STAINLESS STEEL <small>(No. 2b MILL FINISH)</small>	
BOTH PANELS		

VISION LITES:	VISION LITE LOCATION:	MOUNTING SURFACE:
12"x 12" 7"x 22"	LEFT PANEL	CIP
24"x 24"	RIGHT PANEL	CMU
CUSTOM (CONSULT FACTORY)	BOTH PANELS	WOOD (WALL THICKNESS IN INCHES)
		STRUCTURAL STEEL

LATCHING HARDWARE:	ADDITIONAL OPTIONS:
PULL HANDLE (RECESSED IN PANEL)	WEATHERHOOD
BOW HANDLE	DEADBOLT TO TRACK
	MONORAIL NOTCHES
	MANUAL OPERATOR
	ELECTRIC OPERATION

FIRST COAT PAINT COLOR:	SPRING REEL CLOSER:
POWDER COAT GRAY (STANDARD)	SPRING REEL CLOSER:
SHERWIN-WILLIAMS INDUSTRIAL ENAMEL:	LEFT PANEL
S/W#	RIGHT PANEL
CUSTOM (CONSULT FACTORY)	
PRIMER ONLY (S/W) <a href="http://sherwin-williams.com">sherwin-williams.com</a>	

<b>APPROVAL DRAWINGS:</b>	(If "NO" approval drawings are requested, the Name of the person "Declining" approval drawings and Purchase Order # must be included.)		
YES	NO	PO #:	NAME: