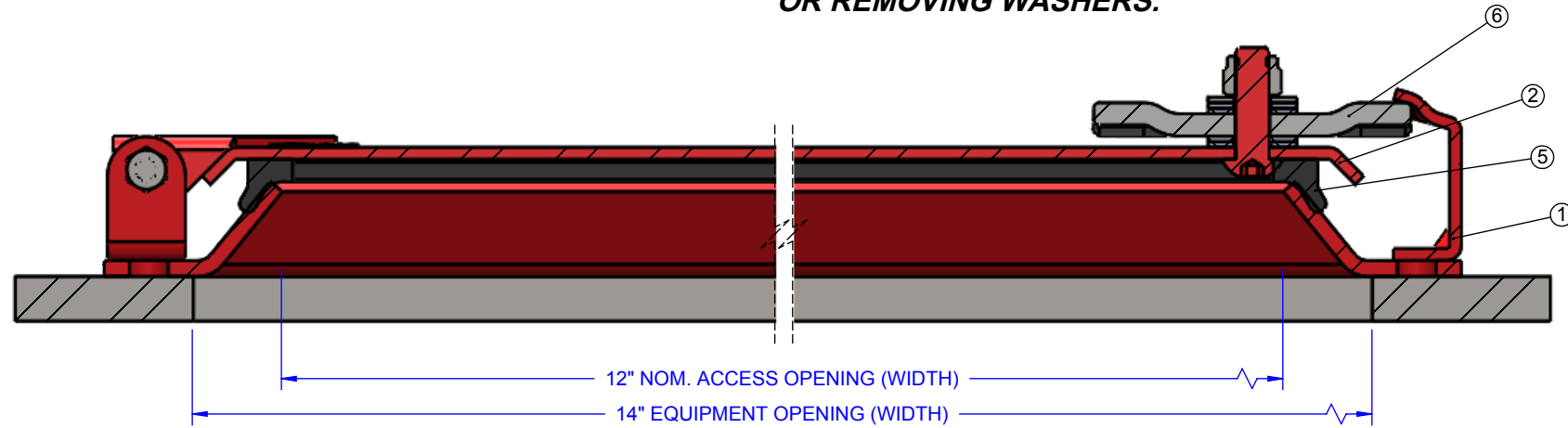
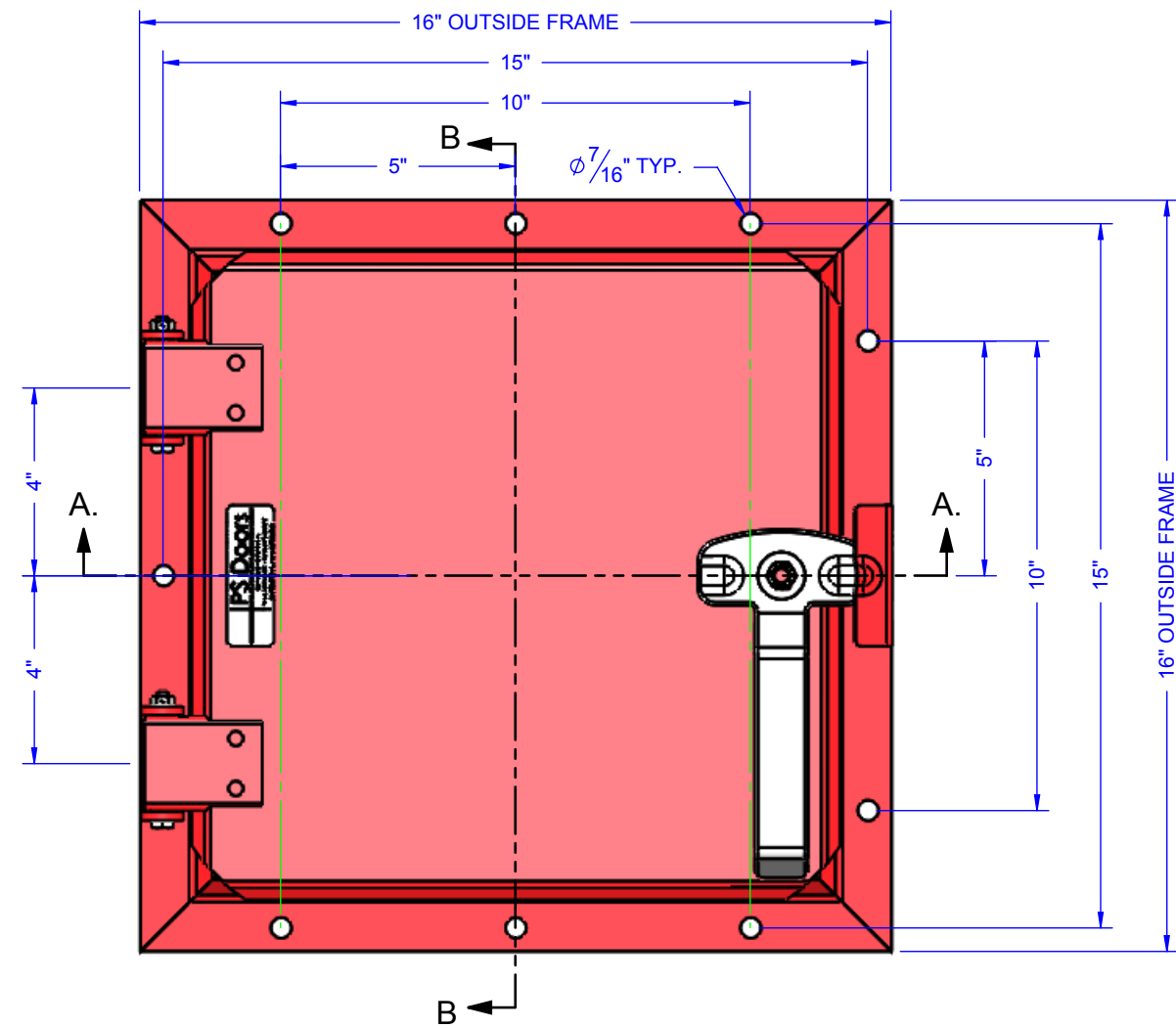


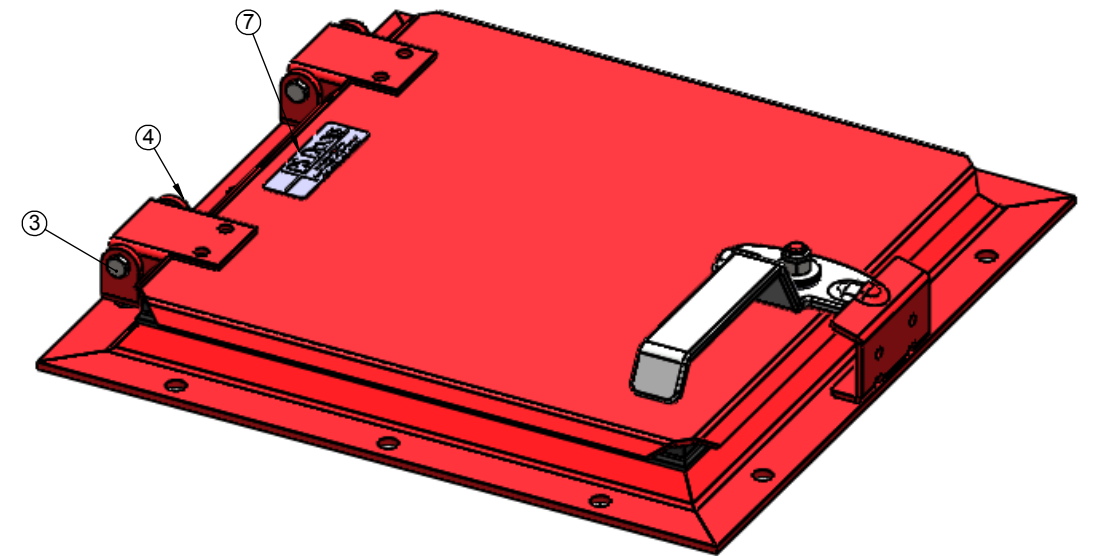
LATCHING FORCE OF HANDLE CAN BE ADJUSTED BY ADDING, RELOCATING, OR REMOVING WASHERS.



SECTION A-A



SECTION B-B



ITEM NO.	PART NO.	DESCRIPTION	QTY
1	FRMWLD-WM121207	FRAME WELDMENT;12X12-MS	1
2	CVR WLD-SM121210Q	COVER WELDMENT;12X12-MS	1
3	511677	BOLT;HEX1/4"20X2-3/4 SS	2
4	511679	NUT;REVLOCK,1/4" 20 SS	2
5	502012;SSM1212S	SEAL-EPDM (-50° TO 205° F)	1
6	510092	ACH;DETENT HANDLE ASSY-MS	1
7	500582	NAMEPLATE; PS DOORS, ALUM	1

MATERIAL:
MILD STEEL (STANDARD)

FINISH:
PS DOORS STANDARD POWDER COAT GRAY

SEAL TYPE:
STANDARD - EPDM (-50° TO 205° F)

MILD STEEL
MATERIAL: (UNLESS OTHERWISE NOTED)
-COVER: 10 GA. ASTM-A-569
-FRAME: 7 GA. ASTM-A-569
-HARDWARE: ASTM-A-569

FINISH: (UNLESS OTHERWISE NOTED)
-COVER, FRAME, AND HARDWARE TO BE SHERWIN WILLIAMS POWDER COAT GRAY
-FASTENERS: ZINC PLATED
-LATCH HANDLE(S): ZINC PLATED

ESTIMATED PART/ASSY WEIGHT: 22.85 LBS.

FINISH: Standard Polyester Powder Coat
Sherwin Williams 49 Gray

REV.	REVISIONS	DATE	REVISED BY	PROPRIETARY AND CONFIDENTIAL DRAWINGS ARE EXCLUSIVE PROPERTY OF PRODUCTION SPECIALTIES CORPORATION PS DOORS AND CANNOT BE USED IN WHOLE OR PART WITHOUT WRITTEN CONSENT. © 2015 PS DOORS ALL RIGHTS RESERVED	DOOR/OPENING NAME: ACHWSM12120710SQ5 C+	SN: TBD	SALES ORDER #: TBD	QTY: TBD	<p>1150 48th St. S GRAND FORKS, ND 58201 PH. 701-746-4519 FAX 701-746-8340</p>
					PRODUCT: ACCESS HATCH;MILD 12X12	DWG STATUS: APPROVED FOR CONSTRUCTION		DATE:	
					CUSTOMER: TBD	DWG #: GEN-ACHWSM12120710SQ5		SCALE: NTS	
					CUST PO #: TBD	DWG BY: bsmette	CHECKED: /		
					SALES ORDER NAME: TBD			SHEET # 1 OF 1 REV:	