

PRODUCT LINE CARD

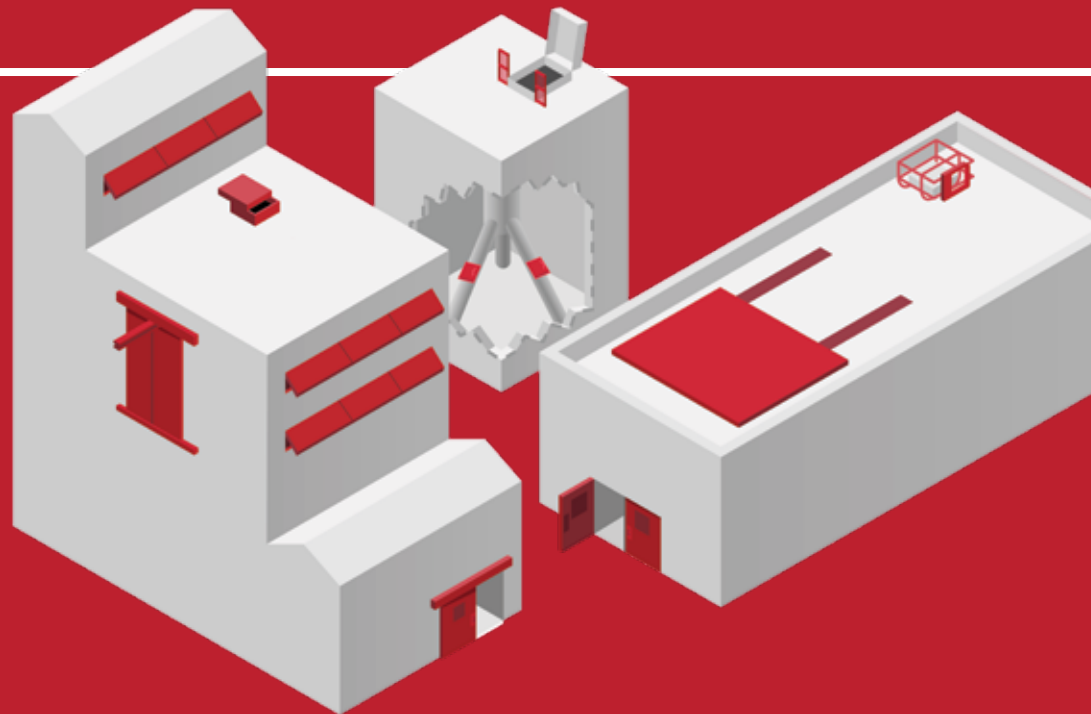


 **PS** Access Solutions™  **PS** Safety Access™  **PS** Flood Barriers™  **PS** Public Protection™

psindustries.com | 4psinfo@psindustries.com

R073025






PS ACCESS SOLUTIONS™: THE INS AND OUTS OF INDUSTRY

Just like everything else in industry, each door has its own important job. That's why each sale is so much more than just a one-time event. Instead, it's a process, one that begins with proper planning and continues with ongoing support. These long-term relationships are what set us apart. Our PS Access Solutions™ include a complete line of industrial doors and hatches constructed specifically to withstand the abuses of industry and manufacturing. Each system is custom designed to fit your building, no matter the size or shape.

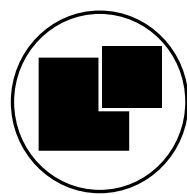
BUILDING VENTILATION

SLIDING ROOF HATCH (RFH)

Our industrial roof hatches are designed to withstand high winds and snow loads, ensuring an operable hatch in virtually all weather conditions. They are used for building ventilation and to control airflow. They may be manually operated or automated to interface with environmental control systems.



Wind
Resistant




100%
Customizable




LOUVERS/DAMPERS (VNT)

Our ventilation systems are designed to help control building airflow, and our louver systems can be built in any size, shape and operation trajectory.



Minimizes
Maintenance



100%
Customizable



ROOF HATCHES AND ACCESSORIES

5

Year
Warranty



ALUMINUM

10

Year
Warranty



MILD STEEL

SLIDEWISE™ Roof Hatch



Wind
Resistant

(SRH)

Aerodynamic Slidewise™ technology sets this roof hatch apart. Unlike traditional tip-up hatches, a Slidewise Roof Hatch opens horizontally and is unaffected by wind. That means it lasts longer, operates more easily and keeps your people safe. Personnel can easily exit and enter the roof hatch in any weather without the hatch panel slamming open or closed.

Compatible OSHA-Compliant Railing System Available

HATCHSAFE®

(HSF)

HatchSafe® is a full-perimeter railing system designed to protect your roof hatch opening. It includes a self-closing safety gate and our integrated HatchGrip® grab bars.



Compliant



Strong,
Stable Grip



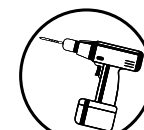
HATCHGRIP®

(HTG)

HatchGrip provides ladder extension grips that extend beyond your roof hatch. These horizontal rungs ensure a firm, stable grip for employees exiting and entering a roof hatch.



Strong,
Stable Grip



Simple
Installation



HATCHES

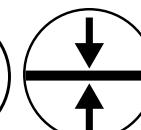
ACCESS HATCH (ACH)

(ACH)

This customizable hatch/inspection door is built specifically for the mining, oil, gas and power industries. Its low-profile frame is ideal for conveyors, refineries, blade changeouts and mines. Available in seven stock sizes or in a custom size.



Durable
Construction



Low Profile

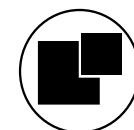


Optional HatchGuard
Safety Screen Available

CUSTOM HATCHES (ACH)

(ACH)

Rely on PS Access Solutions to manufacture a hatch to meet your needs. Custom sizing and finishes are available for unique openings and environments.




100%
Customizable



Durable
Construction



Pressure Rated Hatch



Radius Frame Hatch
For Curved Surfaces



High Temperature
Rated Hatch



Paired Access Hatch

INDUSTRIAL DOORS

5 YEAR WARRANTY
On All Industrial Sliding
and Swing Door Products

SLIDING DOORS

(SLD)

Our sliding doors are designed specifically to withstand the abuses of industrial environments, especially the effects of positive and negative drafts. Single sliding or bi-part sliding door options are available.



SWING DOORS

(SWG)

Our swing doors are built to withstand rigorous industrial environments. These doors have a proven track record in power plants, mines, mills and manufacturing facilities. Available in single and paired swing variants.



SLIDING EGRESS DOORS

Designed to be an effective combination of both a swing and sliding door, the Sliding Egress Door truly provides facility owners with the best of both worlds. Operating in a sliding fashion during normal operations allows for easy accessibility in areas of negative pressure between rooms. In the case of an emergency, the Sliding Egress Door can swing outward to allow for an immediate exit.



MONORAIL DOORS

Monorail openings are exposed to high wind loads and are used for transporting heavy equipment in and out of your facility. Available in bi-part sliding and paired swing variants.



SPECIAL PURPOSE DOORS

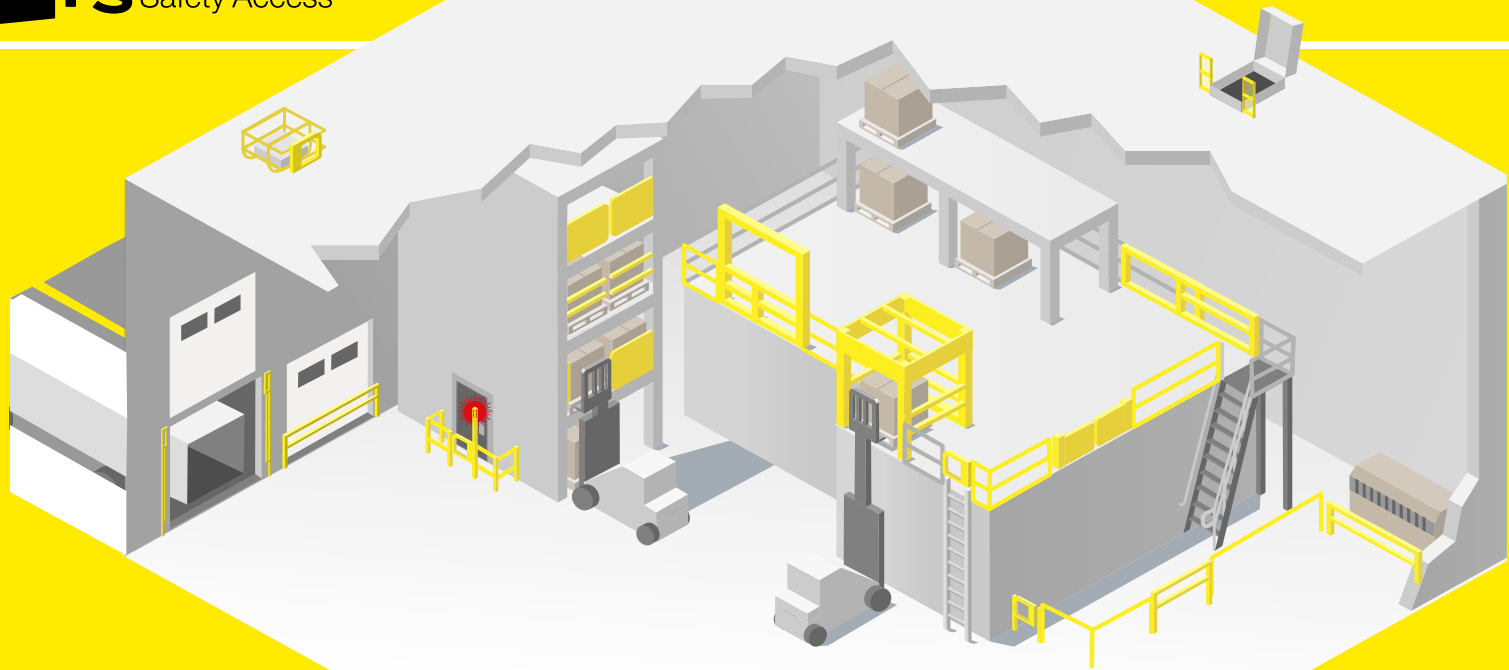
For environments and applications that require customized solutions, PS Access Solutions designs and manufactures special purpose doors that ensure the safety of workers and the productivity of machines. Contact us to learn more.



PRESSURE RATED DOORS

Certain industries require doors that can handle positive and/or negative pressure that a normal door is not designed to handle. Whether you're malting or processing grains or chemicals, let PS Access Solutions build you a specific door for the pressures your process requires. Pressure doors can come in swing or sliding variants and are also available as access hatches.





PS SAFETY ACCESS™: WE WON'T LET YOU DOWN

Our PS Safety Access™ product offering is a complete line of safety and fall-protection products that help keep employees safe and increase material handling efficiency. Simply put, our safety products are built to ensure that users get to go home each and every night after their work is done. These gates, hatches and doors provide barriers against the everyday workplace dangers that can injure personnel and hinder productivity.

MATERIAL HANDLING SOLUTIONS

SAFEMEZZ®

Our SafeMezz® line of industrial safety gates is made to protect workers on mezzanines or raised platforms, improving safety without compromising productivity.



SAFEMEZZ360™

(SMZ)

SafeMezz360™ is the all-angles way to protect your team on the mezzanine. This ANSI- and OSHA-compliant fall-protection product features Slam-Proof® technology to control speed, reduce noise and provide safety to the operator while the gate is closing. It includes a 5" safety toeboard and is available in single or double pallet widths.

MATERIAL HANDLING SOLUTIONS (CONTINUED)

SafeMezz® Vertical, Horizontal, Downward and Pallet Gates are rugged, practical and OSHA compliant. These gates open to allow you to forklift materials to your elevated space, then close to keep personnel safe from falls. The Vertical Gate is ideal for mezzanines with limited side room and deck space, the Horizontal Gate is perfect when headroom is limited and the Downward Gate is an excellent choice for buildings with limited side room or headroom. The Pallet Gate is ideal for material handling, warehousing and picking/packing areas.



Compliant



Manual Or Automated Operation

SAFEMEZZ®

Vertical Gate

(MGV)



Compliant



Manual Or Automated Operation

SAFEMEZZ®

Horizontal Gate

(MGH)



Compliant



Automated Operation

SAFEMEZZ®

Downward Gate

(MGD)



Compliant



Self-Closing

SAFEMEZZ®

Pallet Gate

(PLG)



PICKSAFE™

Finger Gate

(PSFG)



Compliant



Self-Closing

The new PickSafe™ Finger Gate is pushed open by a pallet, then durable springs allow it to self-close as the pallet clears the gate. It can utilize up to eight arms (and as few as one), with each arm of the gate operating independently from the others.



PICKSAFE™

Pallet Rack Safety Gate

(PRG)



Compliant



Self-Closing

This self-closing, dual-gate system is designed to fit 3-inch columns. Simply forklift palletized material through the gates and back away.

TRAFFIC CONTROL & EQUIPMENT GUARDING



EDGESAFE®
Personnel Access Gate

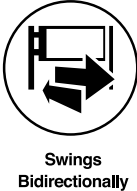
(EPAG)
Warn personnel about dangerous or off-limits areas with the EdgeSafe® Personnel Access Gate. This durable, floor-level gate swings bidirectionally (both ways) to allow pedestrians to enter or exit an access-restricted area. In addition, there is an 8.5" x 14" area to affix warning signage to the gate (signage not provided). *Pictured with a Mounting Post Kit (sold separately).*



Over One Million
Cycle Tested



(EPAGS)
This single-arm model features a single bar for a discreet appearance, easier installation and a lower overall cost. As versatile as it is functional, this gate excels at protecting floor-level areas in which personnel and forklifts share the same traffic spaces, controlling a single access point in order for pedestrians to safely enter or exit restricted areas. *This model is not to be used for fall protection.*

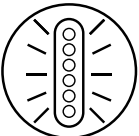


Swings
Bidirectionally



EDGESAFE®
Pedestrian Awareness System

(EPAS)
This system uses intense LED lights to alert forklift drivers to the presence of a pedestrians whenever someone activates the light beam sensor by walking past. It can be as simple as an individual post with a light beam or as complex as an archway with remote light sensors.



Intense Visual Alerts



Always On Duty

TRAFFIC CONTROL/EQUIPMENT GUARDING & MATERIAL HANDLING SOLUTIONS

EDGESAFE®
Smart Gate



Controlled / Quiet
Operation



Approved For
Fall Protection



Adjusts To A Variety
Of Widths

(ESG AND ESGDBL)
Improve employee and customer safety the smart way by utilizing the EdgeSafe Smart Gate in your facility. With flexible sizing to fit virtually any situation, this gate is ideal for a variety of applications, including machine guarding, equipment protection, ground-level traffic/pedestrian control, area perimeter protection, loading docks and so much more.

The Smart Gate lifts vertically 90 degrees (without pinch points), giving access to the restricted/protected area. Its Slam-Proof technology controls speed, reduces noise and provides safety to the operator while the gate is closing. In addition, each gate is designed with a lock-out feature to prevent unauthorized access. EdgeSafe Smart Gates are available in both single (48" to 156") and double (108" to 324") configurations. The double gates are well suited for low headroom and wide areas.



"Operator" push button option (sold separately) allows the gate to be easily opened and closed with the simple push of a button.

TRAFFIC CONTROL/EQUIPMENT GUARDING & MATERIAL HANDLING SOLUTIONS (CONTINUED)



EDGESAFE®
Safety Railing

(ESR)
The incredibly customizable EdgeSafe Safety Railing serves as the foundation for a complete safety system in your facility. By utilizing a universal, omnidirectional bracket, this safety railing is flexible enough to address almost any application from the top of the mezzanine to the ground level (unlike a typical straight or 90-degree railing) and adaptable enough to follow virtually any required angle.

This safety railing system is sold in starter packs (2 posts and 4 railing brackets), add-on packs (1 post and 4 railing brackets), a 2 pack of schedule 10 steel pipe (89" lengths) and toeboards, allowing you to customize the railing to meet your needs.



Compliant



Adapts To Virtually
Any Angle

LADDER FALL PROTECTION



EDGEHALT®
Ladder Safety Gate



(LSG)
New patent-pending EdgeHalt® Ladder Safety Gates are now the safest safety gates on the market. Their innovative Slam-Proof technology closes each gate in a quiet and controlled manner, extending the life of the gate. They have been tested to the OSHA, ANSI and Canadian COHS standards, and exceed the loading requirement by two times. Plus, their adjustable sizing not only makes installation simpler, but it also allows for a compact shipping box, reducing shipping costs.



Controlled / Quiet
Operation



Spring Guaranteed
For Life Of Gate



Save On Shipping



OSHA, ANSI,
& Canada COHS

EDGEHALT®
Posi-Stop Ladder Safety Gate

(LSGPS) (LSGSPSD)

In addition to the single model, the new line includes the Posi-Stop model, available in both single and double configurations. These adjustable, Slam-Proof gates are the perfect solution when you don't have a regular railing or surface for a strike plate to stop or rest in place against. The double configuration is perfect for situations where side room is limited and the swing area of the gate needs to be minimized.



Controlled / Quiet
Operation



Spring Guaranteed
For Life Of Gate



Save On Shipping



Compliant



LADDER FALL PROTECTION (CONTINUED)

EDGEHALT®

Full Height Ladder Safety Gate (LSGF AND LSGPSF)

The new EdgeHalt® Full Height Ladder Safety Gate has been redesigned by combining two of our flagship EdgeHalt gates – one standard gate on top and one traveler gate with an integrated toeboard below – to provide a complete OSHA- and ANSI-compliant full-height safety solution. It features innovative Slam Proof® technology that closes each gate in a quiet and controlled manner.


The new EdgeHalt® Full Height Posi-Stop Ladder Safety Gate has all the same features as the standard Full Height model but is ideal for when you don't have a regular railing or surface for a strike plate to stop or rest in place against. Two gates can be paired to create a saloon-style double gate for larger openings, providing the same level of fall protection (without needing anything in the middle to support or stop the gates).



Controlled / Quiet Operation



Spring Guaranteed For Life Of Gate



EDGEHALT®

Adjustable Safety Gate (ASG)

This one gate size is flexible enough to fit a large range of guardrail openings (18"-36"). Its guaranteed-for-life springs have been tested to exceed more than one million cycles. It is CE Marked and has been tested to the OSHA, ANSI and Canadian COHS standards, exceeding the loading requirement by two times. This gate comes with Slam-Proof technology to provide extra safety to the operator while the gate is closing. It controls speed, reduces noise and adds life to the gate.



Spring Guaranteed For Life Of Gate



CE Marked



EDGEHALT®

Aluminum Ladder Safety Gate (LSG)

The EdgeHalt Aluminum Ladder Safety Gate provides proven protection, minimizing the chances of a fall on elevated platforms. Corrosion resistant and lightweight, it is ideal for harsh environments, fits openings 18"-36" and meets ANSI and OSHA standards.



Compliant



Personnel Fall Protection



SAFETY GATE ACCESSORIES

LADDER SAFETY GATE STAND-OFF MOUNTING SYSTEM (LSG-STNDOFF)

This attachment creates increased platform space on the mezzanine edge and provides a steadying point for personnel to utilize when transitioning through the Ladder Safety Gate.



LOCK-OUT KIT (515083 A)

This kit allows for additional security to prevent unauthorized access to restricted areas, elevated platforms or mezzanines by locking the gate so that no one can pass through.



LADDER SAFETY GATE ADAPTER BRACKET

Compatible with the EdgeHalt Single or Full Height Ladder Safety Gate, this adapter bracket is used for unique mounting needs.



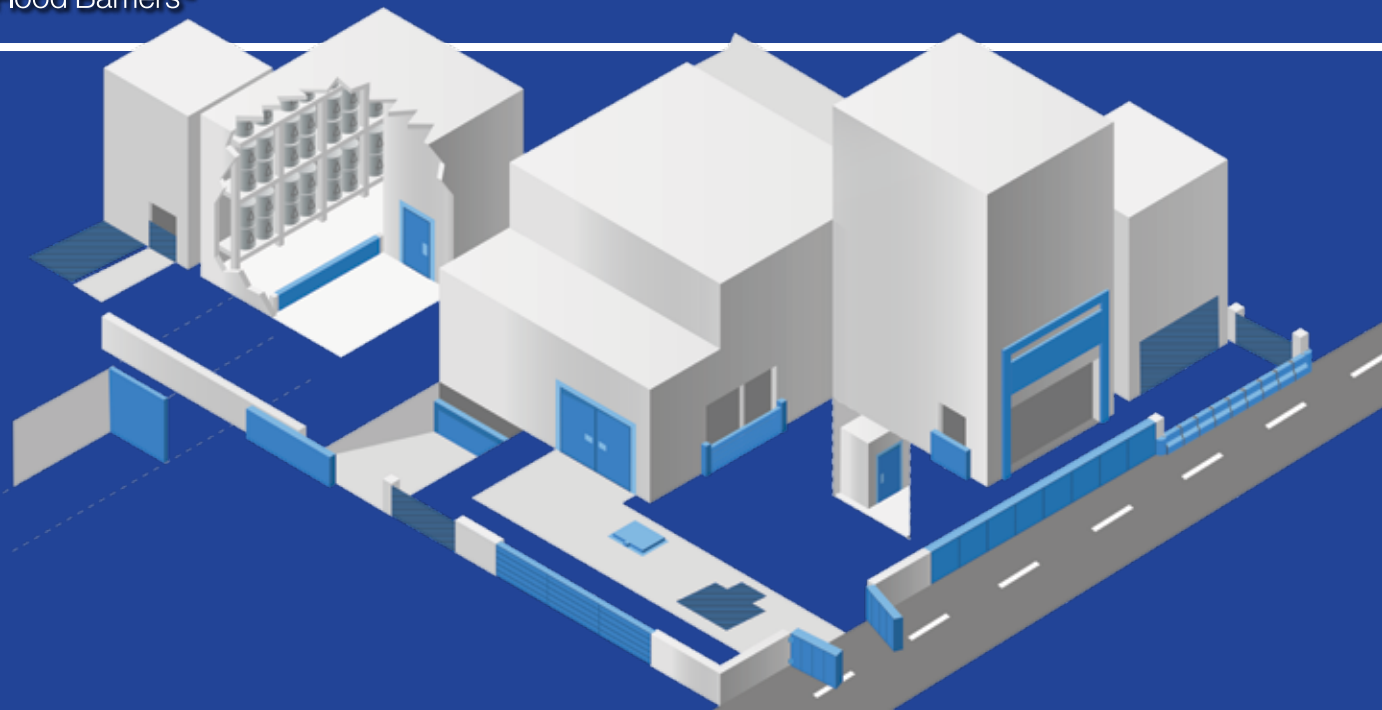
LARGE PIPE ADAPTER BRACKET (LP-2204)



FLAT BAR ADAPTER BRACKET (FB-2205)



ANGLE IRON ADAPTER BRACKET (AC-2206)



PS FLOOD BARRIERS™: SOLUTIONS THAT HOLD WATER

Flood concerns shouldn't erode your confidence. At PS Flood Barriers™, we learned about the incredible power of water firsthand during the Red River's devastating flood of 1997 in our hometown of Grand Forks, North Dakota. We've put those lessons to good use, and the resulting flood doors and flood barriers are much more than just protection against water; they are protection against fear. This allows you to do business with confidence, which in turn allows your business to thrive. We have a variety of passive, active and point-of-use-storage products available and can manufacture customized solutions to handle virtually every type of flooding situation.

PASSIVE FLOOD BARRIERS



AQUATRIGGER®

Automatic Flip Up Flood Barrier

(BH-590)

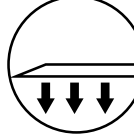
This pivotal flood protection solution self-stores flush with a walk/drive surface. It is AASHTO H-20/HS-20 load rated for large truck traffic, and if flooding occurs, the water's hydrostatic pressure causes the barrier to automatically pivot up, providing water protection up to 8 feet in height. In addition to being passively activated, this barrier can also be manually or electronically deployed.



Independent-Party Validated



Point-Of-Use Storage



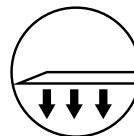
Self-Stores, Pivots Open



Always In Place



Point-Of-Use Storage



Self-Stores,



AQUATRIGGER®

Self-Closing Flood Barrier

(SCFB-570)

This unique design allows for a passive response to rising waters, protecting your facility from dangerous flooding. When flooding occurs, the barrier rises into position without human intervention, electricity or power. This barrier is triggered by the hydrostatic pressure of rising floodwater.

PASSIVE FLOOD BARRIERS (CONTINUED)

HYDRO1®



Ease Of Install



Low Leakage



ADA Compliant



Independent-Party
Validated

Hydro1® Flood Doors are the most progressive products in the passive flood-protection market, serving as both flood-protection barriers and normal-use pedestrian doors. Always in place, the Hydro1 is a purpose-built flood door, not to be confused with repurposed hollow metal doors that fail to meet flood codes. Hydro1 Flood Doors feature the lowest leakage rate in the industry, with a unique one-piece perimeter gasket that creates a watertight seal without risking damage from users. All doors are 100% customizable in single or paired configurations. Hydro1 PD520 and PD522 have passed testing for Florida Product Approval, including the High Velocity Hurricane Zone (Miami-Dade and Broward counties). Select models are ADA compliant.



(HYDRO1-PD520)
HYDRO1®
Pedestrian Flood Door



(HYDRO1-PD522)
HYDRO1®
Fire Rated Flood Door



(HYDRO1-PD525)
HYDRO1®
Mechanical Room Flood Door

- 50% less leakage than the ANSI/FM Approvals 2510-2020 4.3.3 standard; hardware included
- Tested to 3- and 20-foot water protection heights



Fire Rating

Requires human interaction to latch

IN-STOCK HYDRO1® FLOOD DOORS SHIP IN 3 DAYS OR LESS*

The in-stock Hydro1 Flood Door is a standard 3'x7' door panel and is sized to fit openings 40" to 41-1/2" wide and a minimum of 86" tall. It is a single-configuration pedestrian door with a right-hand reverse or left-hand reverse option. The Hydro1's patented design is easy to install, has undergone independent-party witness testing to the ANSI/FM Approvals 2510-2020 4.3.3 standard up to 8 feet of water protection and is ADA compliant.

*Limited to stock on hand



Ships In 3 Days
Or Less *

FM CERTIFIED FLOOD DOORS

The FM APPROVED mark is recognized and respected worldwide. The certification instills confidence in the marketplace by certifying quality, technical integrity and product performance. The original Pedestrian Flood Door (PD-520), the original Mechanical Room Flood Door (PD-525) and the Fire Rated Flood Door (PD-522) have all been tested and passed the FM Approvals 2510 standard (ANSI 2510). Each product is available in single and paired configurations.

*FM tested and approved to the FM2510 (2013) approval standard for flood abatement equipment.



Approved*



Always In Place



Pedestrian Flood Door
(PD-520)



Mechanical Room Flood Door
(PD-525)



Fire Rated Flood Door
(PD-522)

POINT-OF-USE-STORAGE BARRIERS

Now from PS Flood Barriers (formerly products of ILC Dover), Flex-Gate® and Flex-Cover® flood barriers are constructed using a revolutionary combination of high-strength textiles and corrosion-resistant hardware. They can all be deployed in minutes by just one or two people. Plus, the point-of-use storage offered by these products is an important element in many flood protection strategies.



Formerly called the Flex-Wall®



Point-Of-Use
Storage



Quick
Deployment

FLEX-GATE®

Bottom Deploy (FGBD)

This is a high-strength fabric wall that deploys vertically, rapidly providing flood protection around and between buildings, across doors of any size or in front of glass.



Formerly called the Flex-Wall®



Approved*



Point-Of-Use
Storage



Quick
Deployment

FLEX-GATE®

Side Deploy (FGSD)

This product is made from high-strength fabric and deploys from the side. It can be installed around and between buildings, as well as across doors of any size or across window walls.

*FM tested and approved to the FM2510 (2013) approval standard for flood abatement equipment.



FLEX-GATE®

Stairwell (FGP)

A high-strength, dry flood-proofing closure that can be deployed rapidly for flood mitigation of tunnels, doors or portals of any kind. It can fit openings of any shape, size or orientation.



Point-Of-Use
Storage



Quick
Deployment



FLEX-GATE®

Portal (FGP)

This is a high-strength flexible wall that can be deployed rapidly for flood protection of portals, road tunnels, vehicular entrances and other infrastructure.



Point-Of-Use
Storage



Quick
Deployment



FLEX-COVER®

Grate (FCG)

An economical and reliable method of dry flood protection for grates, this unit features a highly durable coated fabric cover that is built to withstand any water depth and shaped to fit any opening configuration. It can also be adapted for use on vertical ventilation shaft covers or louvers. Store directly beside the grate or nearby in our optional container.



Point-Of-Use
Storage



Quick
Deployment



100%
Customizable



FLEX-COVER®

Resilient Tunnel Plug (FCTP)

This high-strength inflatable device rapidly deploys to prevent flooding in a tunnel of any shape or size. It can also be used for other applications, including the prevention of flooding from top-down water events or to partition tunnels to prevent the movement of smoke, chemical/biological agents or people.



Point-Of-Use
Storage



Quick
Deployment



100%
Customizable

ACTIVE DEPLOYMENT BARRIERS

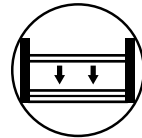
Requiring human intervention to deploy, these permanent flood barriers physically attach to the existing structure around the opening they are protecting. The infrastructure for these barriers stays in place at all times, and once fully deployed, these barriers are extremely effective at holding back floodwater. These types of barriers come in many different variations and can be engineered to withstand extremely high hydrostatic pressure loads. Their ability to be attached to the structure and easily deployed makes them cost-effective.

HYDRODEFENSE® Flood Plank™

(FP-530, FP-535)

Available in two models, the HydroDefense® Flood Plank™ system provides flood protection in vertical increments of 6" (model FP-530) or 8" (model FP-535) planks. They are used by stacking planks on top of one another to build a watertight barrier. The FP-530 is ideal for medium flood loads (up to 8' high), while the FP-535 is ideal for heavier flood loads (up to 20' high).

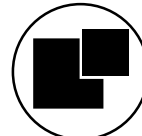
**FM tested and approved to the FM2510 (2013) approval standard for flood abatement equipment.*



Stackable Planks
Install Quickly



Independent-Party
Validated



100%
Customizable



Approved*




HINGED FLOOD BARRIER

(Single HSS-550, Paired HSP-555)

This flood barrier is designed specifically for the height of water protection that you require. It is available in a single or paired swing configuration. It is similar to a swing door and is permanently installed at the opening.



Quick Deployment



100%
Customizable



Point-Of-Use
Storage




VERTICAL LIFT FLOOD BARRIER

(VL-580)

This unit provides powerful flood protection designed for unique opening applications. It is perfect for flood-proofing in areas where conventional swinging, sliding or lift-out barriers will not work.



Quick Deployment



100%
Customizable



Point-Of-Use
Storage



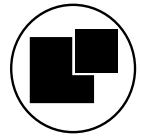
SLIDING FLOOD BARRIER

(HS-560)

This flood protection barrier is designed specifically for the height of flood protection you require. The barrier simply slides horizontally into place to cover your opening. It's stored at the opening for fast-acting deployment during flooding conditions.



Quick Deployment



100%
Customizable



Point-Of-Use
Storage



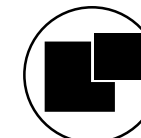
ACTIVE DEPLOYMENT BARRIERS (CONTINUED)

LIFT-OUT FLOOD BARRIER

(LO-510)

A rugged water stopper, this barrier provides flood protection at the time of need. It is installed in flooding conditions or stored away from the opening when flood risk is low.

**FM tested and approved to the FM2510 (2013) approval standard for flood abatement equipment.*



100%
Customizable



Approved*



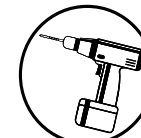
EzDam®

(EZD)

Available in two models, the EzDam® system is an excellent alternative to heavy and messy sandbags. Simply latch the barrier to the jambs in front of your door opening. It deploys in just 30 seconds. The new EzDam XL is the big brother to our easy-to-use, lift-out EzDam. It's ideal for larger openings like double doors, retaining walls and storefronts.



Corrosion
Resistant



Simple
Installation



HATCHES

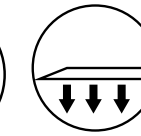
FLOOD HATCH

(FH-540)

This Flood Hatch is always in place, protecting underground utilities, tunnels and subway systems from flooding.



Always In Place



Self-Stores,
Pivots Open

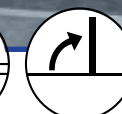


SPILL CONTAINMENT BARRIERS

Spill containment barriers from PS Flood Barriers are excellent for industrial applications where spills can become a hazard. Our AquaTrigger barriers, EzDam and Flood Plank systems are custom designed to prevent water, chemical spills or sprinkler releases from spreading throughout your facility or harming the environment.



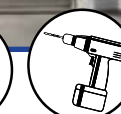
Self-Stores,
Pivots Open




Deployed Electronically,
Manually Or Passively



Corrosion
Resistant



Simple
Installation



Stackable Planks
Install Quickly



100%
Customizable

CUSTOM DOORS AND HATCHES:

- Electromagnetic Pulse Resistant
- Blast Resistant
- Ballistic Rated
- Extreme Weather
- Airtight Sealant



PS PUBLIC PROTECTION™: SAFETY FROM THE UNEXPECTED

We are the industry leader in manufacturing customized doors, hatches and barriers that serve to mitigate unforeseen risks to your business or residence, both from nature and humans. We work closely with customers to engineer and tailor products that protect people and property from unexpected emergencies and threats. The list of door, hatch and barrier solutions we manufacture is as unique as the risks they are built to address, including, but not limited to, ballistic threats, such as bullet-resistant doors for school or universities; extreme winds, including tornado-proof hatches for shelters or safe rooms; and natural disasters, with hurricane-resistant doors made especially for hurricane-prone areas, including Florida's Miami-Dade and Broward counties. Doomsday may come in many shapes and sizes, but with our help, you can be ready.



877.446.1519 | psindustries.com | 4psinfo@psindustries.com
1150 South 48th Street | Grand Forks, ND 58201